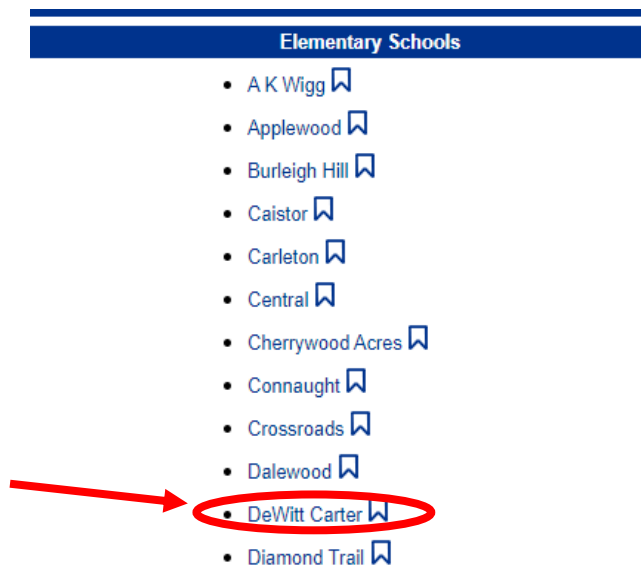


# Requesting a Library Book

1. Go onto the school website at <https://dewittcarter.dsbn.org/> then on the right-hand side, click on “Online Library”



2. In the right-hand column of schools, find “DeWitt Carter” to click on.



3. In the top right hand corner, click “Login” and use your student login and password.



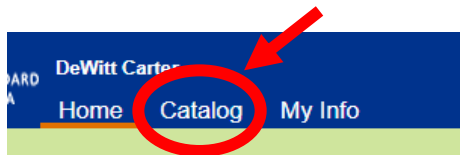
Ex. Username: Slatl

Password: cats23!

User Name:

Password:

4. At the top of the screen, click on the “Catalog” tab.



5. In the search bar, beside “Find” type the title or subject of the book you wish to locate.

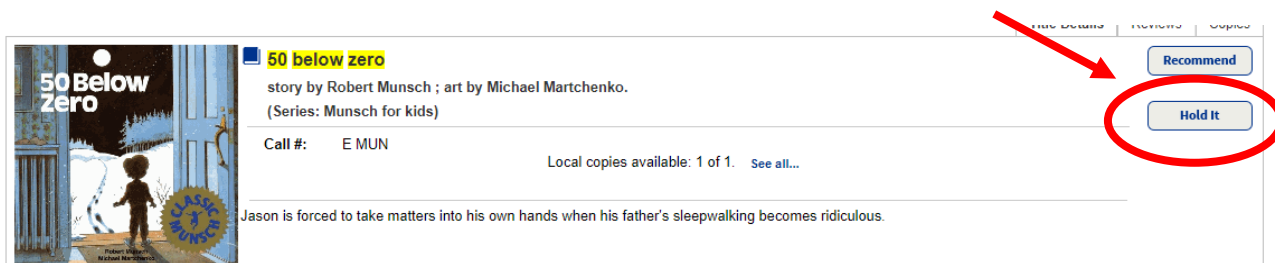
Ex. “50 Below Zero”



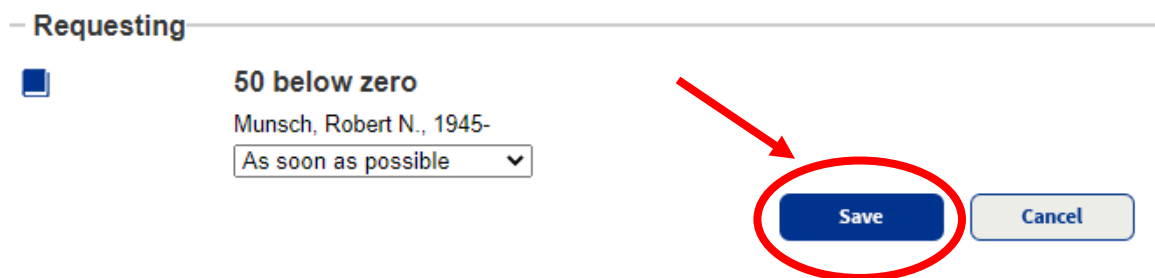
6. Click on the title of the book you wish to hold.



7. Click “Hold It” on the right-hand side.



8. Click “Save”



9. Your book will be delivered to your classroom as soon as it is available.